



# Product Change Notification

## 113329 - 00

**INFORMATION IN THIS DOCUMENT IS PROVIDED IN CONNECTION WITH INTEL PRODUCTS. NO LICENSE, EXPRESS OR IMPLIED, BY ESTOPPEL OR OTHERWISE, TO ANY INTELLECTUAL PROPERTY RIGHTS IS GRANTED BY THIS DOCUMENT. EXCEPT AS PROVIDED IN INTEL'S TERMS AND CONDITIONS OF SALE FOR SUCH PRODUCTS, INTEL ASSUMES NO LIABILITY WHATSOEVER AND INTEL DISCLAIMS ANY EXPRESS OR IMPLIED WARRANTY, RELATING TO SALE AND/OR USE OF INTEL PRODUCTS INCLUDING LIABILITY OR WARRANTIES RELATING TO FITNESS FOR A PARTICULAR PURPOSE, MERCHANTABILITY, OR INFRINGEMENT OF ANY PATENT, COPYRIGHT OR OTHER INTELLECTUAL PROPERTY RIGHT.**

**A "Mission Critical Application" is any application in which failure of the Intel Product could result, directly or indirectly, in personal injury or death. SHOULD YOU PURCHASE OR USE INTEL'S PRODUCTS FOR ANY SUCH MISSION CRITICAL APPLICATION, YOU SHALL INDEMNIFY AND HOLD INTEL AND ITS SUBSIDIARIES, SUBCONTRACTORS AND AFFILIATES, AND THE DIRECTORS, OFFICERS, AND EMPLOYEES OF EACH, HARMLESS AGAINST ALL CLAIMS COSTS, DAMAGES, AND EXPENSES AND REASONABLE ATTORNEYS' FEES ARISING OUT OF, DIRECTLY OR INDIRECTLY, ANY CLAIM OF PRODUCT LIABILITY, PERSONAL INJURY, OR DEATH ARISING IN ANY WAY OUT OF SUCH MISSION CRITICAL APPLICATION, WHETHER OR NOT INTEL OR ITS SUBCONTRACTOR WAS NEGLIGENT IN THE DESIGN, MANUFACTURE, OR WARNING OF THE INTEL PRODUCT OR ANY OF ITS PARTS.**

**Intel may make changes to specifications and product descriptions at any time, without notice. Designers must not rely on the absence or characteristics of any features or instructions marked "reserved" or "undefined". Intel reserves these for future definition and shall have no responsibility whatsoever for conflicts or incompatibilities arising from future changes to them. The information here is subject to change without notice. Do not finalize a design with this information.**

**The products described in this document may contain design defects or errors known as errata which may cause the product to deviate from published specifications. Current characterized errata are available on request.**

**Should you have any issues with the timeline or content of this change, please contact the Intel Representative(s) for your geographic location listed below. No response from customers will be deemed as acceptance of the change and the change will be implemented pursuant to the key milestones set forth in this attached PCN.**

**Americas Contact:** [asmo.pcn@intel.com](mailto:asmo.pcn@intel.com)

**Asia Pacific/PRC Contact:** [apacgccb@intel.com](mailto:apacgccb@intel.com)

**Europe Email:** [eccb@intel.com](mailto:eccb@intel.com)

**Japan Email:** [jccb.ijkk@intel.com](mailto:jccb.ijkk@intel.com)

**Copyright © Intel Corporation 2014. Other names and brands may be claimed as the property of others.**

**BunnyPeople, Celeron, Celeron Inside, Centrino, Centrino Inside, Cilk, Core Inside, i960, Intel, the Intel logo, Intel AppUp, Intel Atom, Intel Atom Inside, Intel Core, Intel Inside, Intel Insider, the Intel Inside logo, Intel NetBurst, Intel NetMerge, Intel NetStructure, Intel SingleDriver, Intel SpeedStep, Intel Sponsors of Tomorrow, the Intel Sponsors of Tomorrow logo, Intel StrataFlash, Intel vPro, Intel XScale, InTru, the InTru logo, the InTru Inside logo, InTru soundmark, Itanium, Itanium Inside, MCS, MMX, Moblin, Pentium, Pentium Inside, Puma, skool, the skool logo, Sound Mark, The Creators Project, The Journey Inside, Thunderbolt, vPro Inside, VTune, Xeon, and Xeon Inside are trademarks of Intel Corporation in the U.S. and/or other countries.**

**Learn how to use Intel Trademarks and Brands correctly at <http://www.intel.com/intel/legal/tmusage2.htm>.**



# Product Change Notification

**Change Notification #:** 113329 - 00  
**Change Title:** Intel® Server System R2308GZ4GS9  
PCN 113329-00, Product Design  
Update the System Rear Panel, Resistors,  
Capacitors and BIOS/ME/BMC/FRUSDR  
Firmware  
**Date of Publication:** October 22, 2014

## Key Characteristics of the Change:

Product Design

## Forecasted Key Milestones:

<b>Date Customer Must be Ready to Receive Post-Conversion Material *:</b>	November 6, 2014
---	------------------

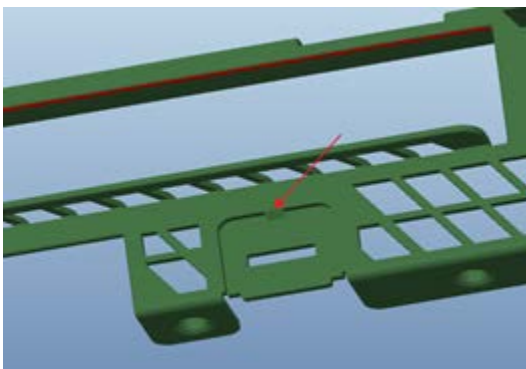
*\* Intel appreciates the customer's desire to receive the latest revision of products. However, Intel manages inventory on a first in first out (FIFO) basis at the MM# level. Subsequently, customer requests for a specific revision of material (below the MM#) will not be supported by Intel.*

## Description of Change to the Customer:

Intel is implementing the following changes on the Intel® Server System R2308GZ4GS9:

1. Update the one big center joint to two smaller joints so that the joints will not conflict with the LAN cable connector latch. See the Figure One.

Pre-change



Post-change

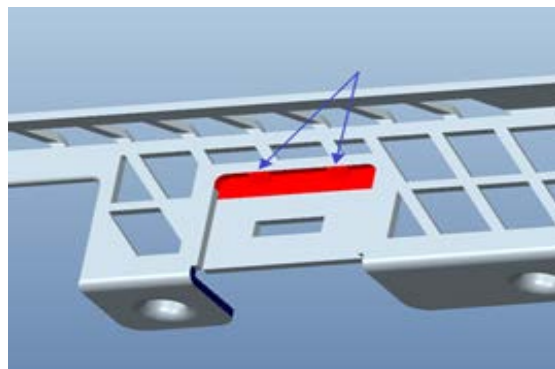


Figure One

- Update the rear panel opening height 0.6mm higher to improve the flexibility for the cable latch. The previous height was 12.6mm $\pm$ 0.25mm. The updated height is 13.2mm $\pm$ 0.25mm. See the Figure Two.

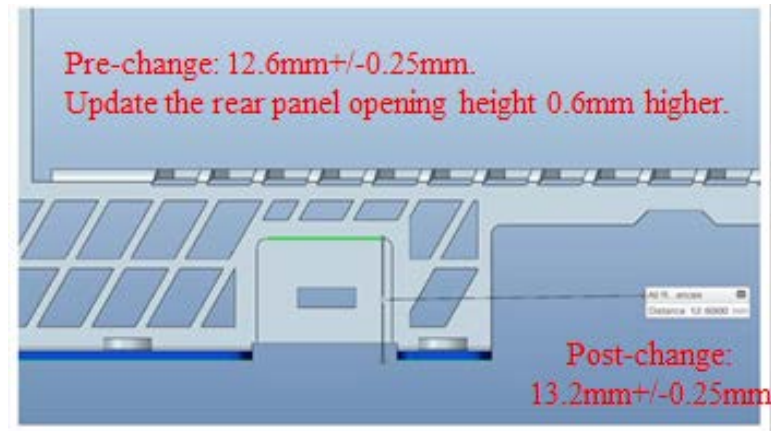


Figure Two

- Add eight cut-offs around the on-board NIC (Network Interface Controller) openings to improve the LED visibility. See the Figure Three.

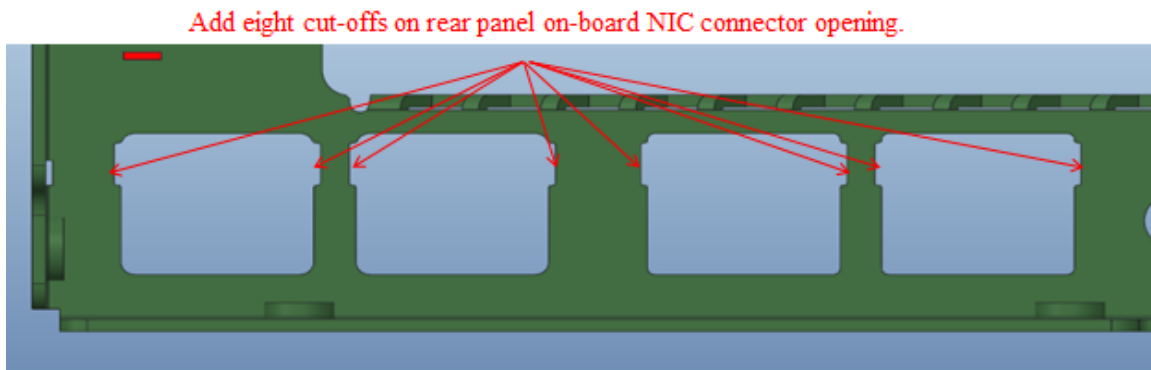


Figure Three

- Update the following resistors and capacitor (see Table One and Figure Four) on the 2U PCIe Riser Spare A2UL8RISER to make an improvement to support a higher 3.3 Voltage Regulator startup over current. Before this change, the Voltage Regulator on the riser card may not be able to turn on when the total current drawn is more than 5A current. After this change, the Voltage Regulator on the riser card can support more than 10A current.

Table One. Component Updates for the 2U Riser Spare A2UL8RISER

Component	Location	Pre-change	Post-change
Resistor	R2B10	10.0 kOhm	3.65 kOhm
Resistor	R1A20	0 Ohm	30 Ohm
Resistor	R1A19	40.2 kOhm	20 kOhm
Capacitor	C1A13	10 pF	120 pF




Figure Four. Component Locations for the 2U Riser Spare A2UL8RISER

5. Update the BIOS from revision 01.08.0003 to 02.03.0003.
6. Update the Integrated Baseboard Management Controller (BMC) firmware from revision 01.17.4151 to 01.21.6580.
7. Update the Manageability Engine (ME) firmware from revision 02.01.05.107 to 02.01.07.328.
8. Update the FRUSDR from revision 1.07 to 1.13.

**Customer Impact of Change and Recommended Action:**

Intel does not expect any impact to customers from these changes. Customers may need to validate the function and feature changes once the post-change system is available.

**Reference Documents / Attachments:**

<b>Document:</b>	<b>Location #:</b>
TA-1050-2	<a href="http://www.intel.com/support">http://www.intel.com/support</a>

**Products Affected / Intel Ordering Codes:**

EMEA SKU			
Product Code	MM#	Pre Change TA	Post Change TA
R2308GZ4GS9	922775	G67872-004	G67872-005

**PCN Revision History:**

<b>Date of Revision:</b>	<b>Revision Number:</b>	<b>Reason:</b>
October 22, 2014	00	Originally Published PCN